

People Are Our Priority

Nurse Call Systems

>multicall MP2

>multicall basic



Safety without compromise -
*Systems for hospitals
senior citizen's homes
care homes*

Designed and made in Germany

Compliant with DIN VDE 0834 and **ZVEI:**

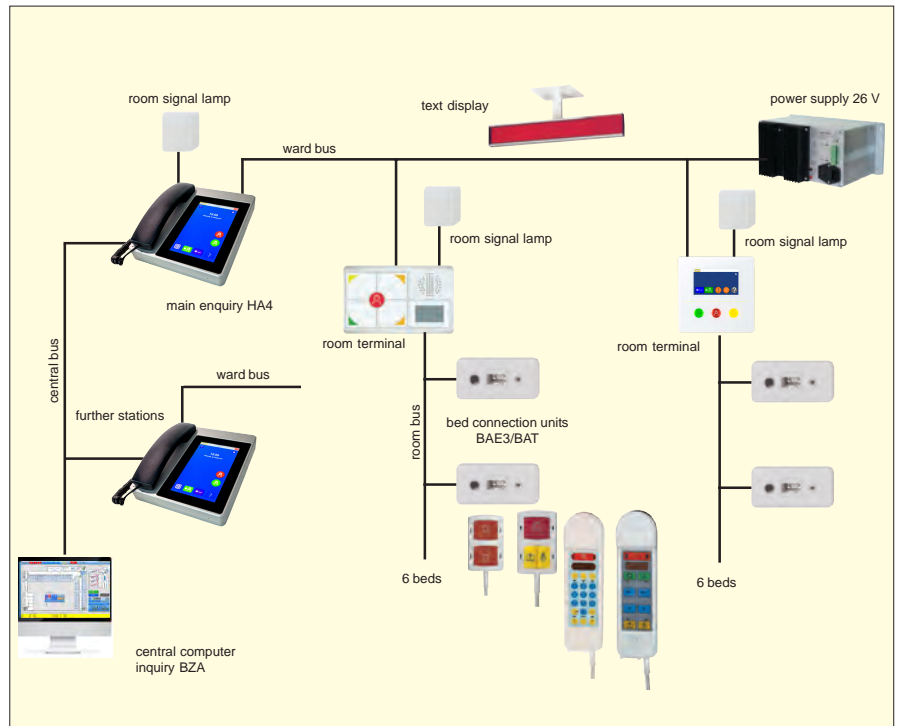
multicall MP2 and *multicall basic* combines conventional light call systems with extensive functions of modern call and communication systems, in order to fulfill the versatile requirements in hospitals, senior citizens' residences and nursing homes.

Typical for our overall concept is the absence of a central control unit.

The entire installation is made only by demand depending, simple chaining the desired components and modules.

The room terminals have an outstanding function, because all local events and active states are stored there decentrally.

Two room terminals connected via a voltage supplied ward bus are already a completely functioning nurse call system with all features.



Each room terminal is a central switch and monitoring unit for all direct or via **room bus** connected devices in the room, at the patient beds and in the **sanitary facilities**.

The **bed connection units** in the **patient room** connect via the room bus the different patient handsets with the room terminals. Up to six of such devices per room can be connected to this bus. Each version can be delivered with telephone system modules, so that a patient handset, equipped with a numeric keypad, turns simultaneously into an end equipment of the telephone system.

The present overview shows only a very small and special part of our extensive product offer. Here we have selected only some few devices, which, according to experience, cover completely the wanted demand of organization and safety. For planning please use only our complete product information!

Calling the nurse or the attendant

- from the room
- from the bed
- from the wet cell

Nurse help call for another nurse (without urgency)

Nurse emergency call

Device alarm

Doctor call / cardiac alarm

Radio paging

Call reminding for nurse 1, nurse 2 and doctor

Call forwarding to the whereabouts of the responsible nursing personnel

- with speaking
- without speaking


DECT - call forwarding with or without speaking, activating of call reminders

Telephone Television Light

BASE FUNCTIONS



ROOM TERMINAL ZT4



Room terminal with display for use as a decentralised call, operation and communication terminal with intercom facility in the patient's room, with integrated control and monitoring of all room functions. The terminal is connected to the ward bus and monitors all direct or via room bus connected devices.

Dimensions : 160x255x25 mm (WxHxD)

Colour : RAL 9010

Type :	Article number
Room terminal ZT4W, horizontally mounted	LI001061
Room terminal ZT4S, vertically mounted	LI001062

Room distributor VZT2	FC005100
Mounting frame	FC005101
Flush-mounted box	LI009003
Cavity-wall box	LI009013

Mounting set flush-mounted / cavity-wall-mounted	LI004020
---	-----------------

ROOM TERMINAL MZT3/MZT4



Room terminal with touch-sensitive keyboard for rooms without intercom, for nurse call and acoustic call forwarding during activated nurse attendance, alternatively with display for optical call forwarding. The terminal is connected to the ward bus and monitors all direct or via room bus connected devices.

The terminal is suitable for flush-mounted installation in double switch boxes or for surface installation in wall-mounted boxes.

Dimensions: 160x80x12 mm (HxWxD)

Colour : RAL 9010

Type :	Article number
Room terminal MZT4	LI001049
Room terminal MZT3	LI001047

Room terminals can also be delivered additionally with a doctor call and a doctor attendance switch.

Type :	Article number
Room terminal MZT4-A	LI001055
Room terminal MZT3-A	LI001048

MULTICALL TERMINAL MCT4 (MULTICALL BASIC)



Multicall basic transfers the functions of the room terminal and the appropriate installation into a room signal lamp, which is mounted in the corridor.

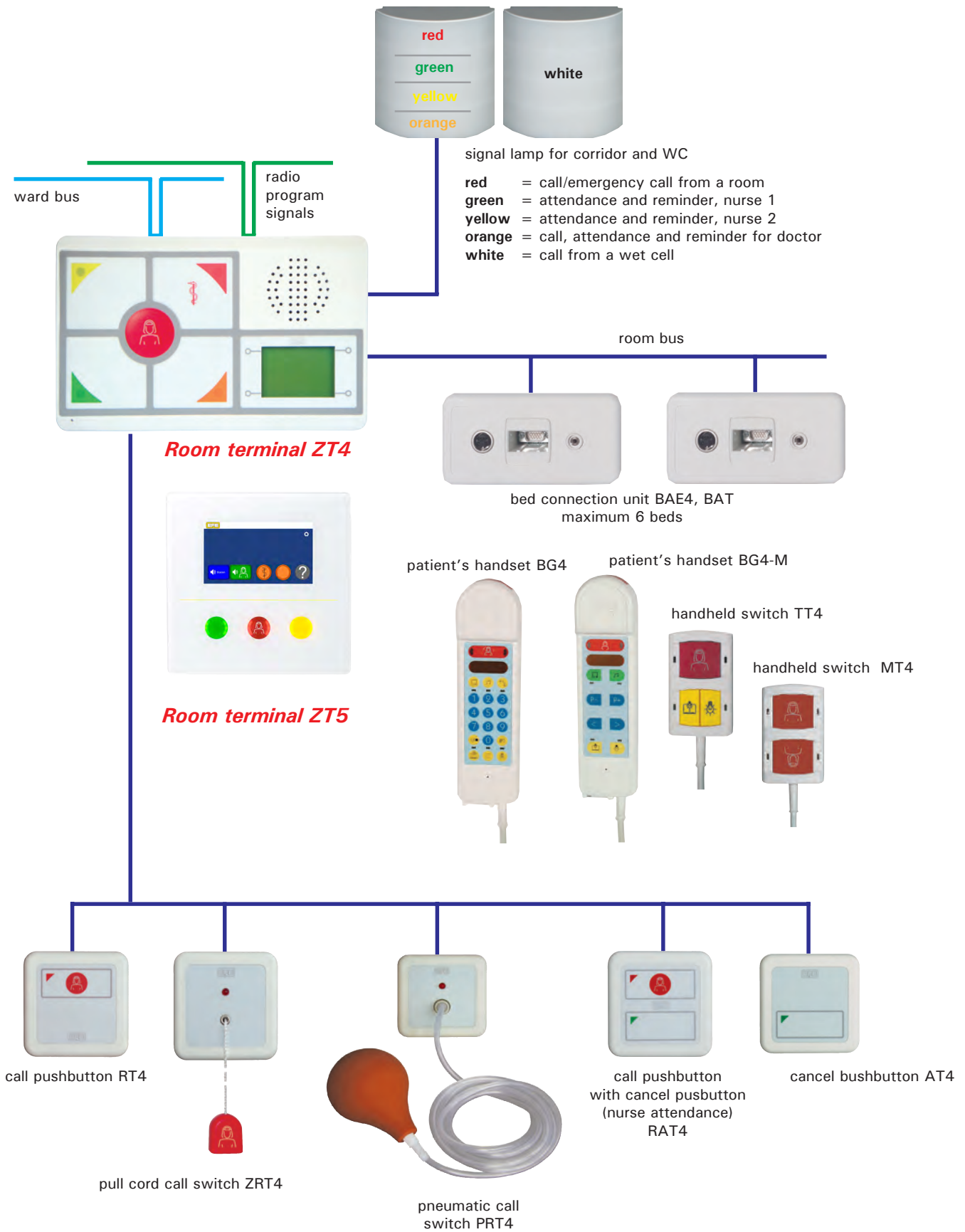
The terminal MCT4 includes the complete control electronics and the room signal lamp (white/red/green).

It is connected directly to the ward bus and monitors all in the room and all on the room bus connected devices.

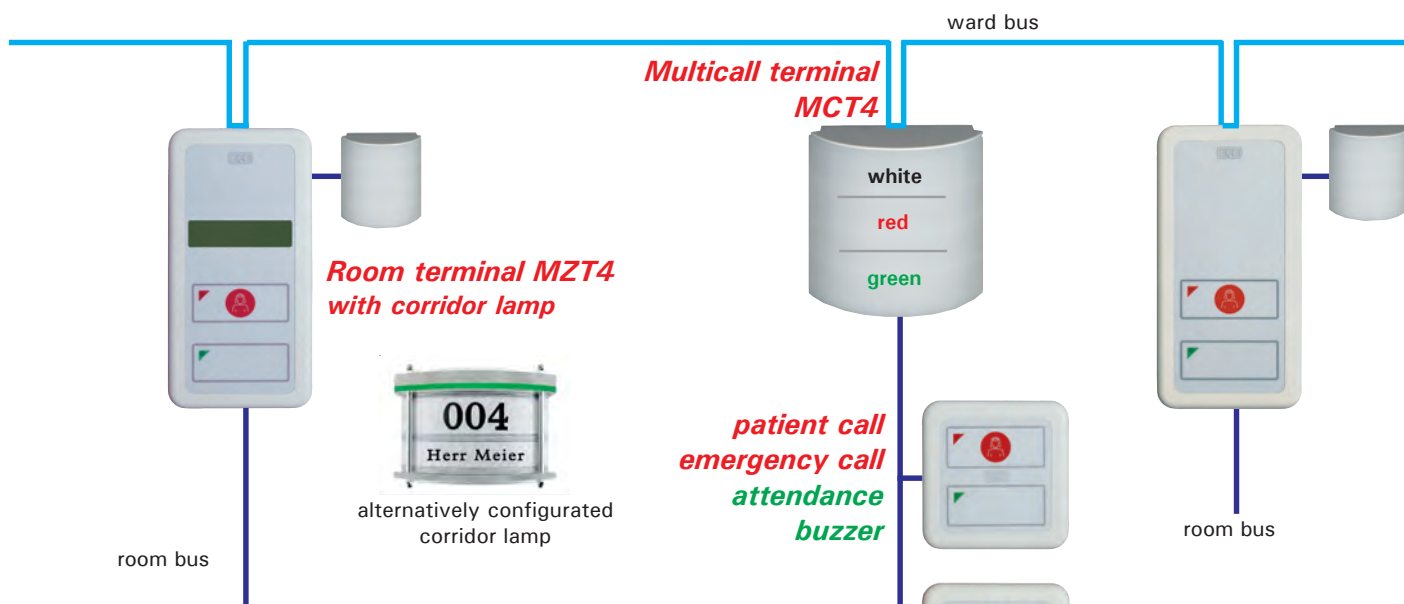
The terminal can be mounted in a simple installation box.

Type :	Article number
Multicall terminal MCT4	LI001070

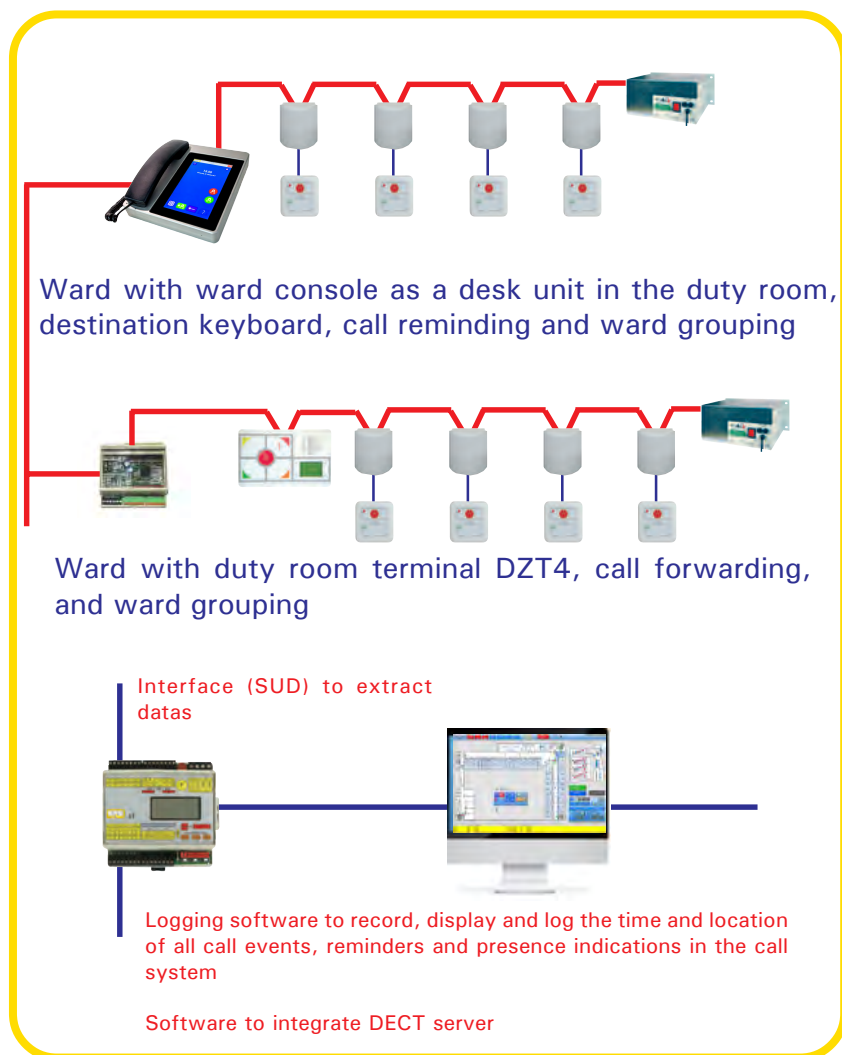
ROOM EQUIPMENT (WITH SPEACH)



ROOM EQUIPMENT (WITHOUT SPEAKING)



multicall basic can be combined with all room terminals (like ZT4, MZT4) and all ward consoles (HA4).



Multicall terminal MCT4

Room terminal MZT4 with corridor lamp

patient call emergency call attendance buzzer

bed calls light control

be 1 to bed 6

cancel pushbutton

WC-call

handheld switch TT4

handheld switch MT4

BED CONNECTION UNIT



Bed connection unit for patient handsets or handholds with automatic self-ejection if pulled sideways, to trigger patient calls or nurse emergency calls, with a connection to trigger equipment alarms, connections for additional parallel devices for calling and cancelling, and a headphone connection. The device runs on the room bus and is suitable for installation in a dual switch box or wall mounted housing or is intended for standardised installation in medical supply units. With an additional module the patient handset becomes an analogue telephone.

Cover plate: 160x80x12 mm

Colour: RAL 9010

Type :	Article number
Bed connection unit BAE4	LI002065
Bed connection unit BAE4-B (supply units)	LI002066
Bed connection unit BAT4 (Telephone)	LI002067
Bed connection unit BAT4-B (Telephone)	LI002068

Bed connection unit with call button for direct connection to the room bus of a room terminal, connection for handholds MT4 or TT4, switching two lighting circuits and for installation in single installation boxes.

Cover plate 80x80x12 mm

Colour: RAL 9010

Type :	Article number
Bed connection unit BE	LI005047

HANDHELD SWITCHES AND PATIENT HANDSETS



Handheld switch MT4 for patient call and nurse emergency call with two large call switches

Handheld switch TT4 switch with three large switches for patient call/nurse emergency call and for switching the reading and room light

Patient handset BG4-M with touch-sensitive keyboard representing a universal control unit for

- call and nurse emergency call, nurse intercom,
- radio programs on/off, TV set on/off,
- program switching, forwards/backwards,
- volume high/low,
- lighting circuit control for reading light / room light,
- four-digit display for system-dependent indication of program, time of day and charges

Patient handset BG4 as for BG4-M, but with numeric touch-sensitive keyboard for telephone operation and program selection, special key for menu selection of further functions.

All handsets have a connection cable of 2.7 m

Dimensions 210(93) x 60 x 28 mm (HxWxD)

Colour : RAL 9010

Type :	Article number
Handheld switch MT4	LI005071
Handheld switch TT4	LI005072
Patient handset BG4	LI005073
Patient handset BG4-M	LI005077
Holder KOE (for patient handset or handheld switch)	LI009011

WARD CONSOLE and ZONE coupling units



Ward console with intuitive graphical user interface via touch display.

Ward console for the nurses' office as a communication centre between nursing staff and patient for targeted or automatic interrogation of all calls from the ward, for inter-station call interrogation, for targeted room and bed-by-room communication in intercom technology with nurses and patients and the possibility of announcements to all rooms in the ward or in rooms with staff presence. The device simultaneously contains all elements and functions for connecting the station to the central bus for station-independent call forwarding and call enquiry. All functions and settings are operated via an intuitive graphical user interface.

Context-related display:

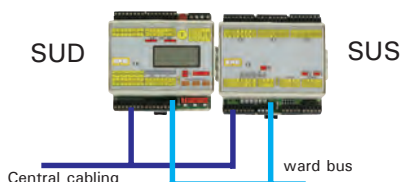
- Function and destination keys
- Selection of status displays
- Station overview display
- test feature
- Parameterization and adjustment.

Desktop housing with 7" large-area TFT touch display, hands-free kit and handset as well as a connection cable 3 metres long for connection to a wall distributor.

Dimensions : 250x200x80 mm (WxDxH)

Type :
Ward console HA4

Article number
LI003004



Zone coupling unit between the ward bus (zone cabling) and the central cabling, to create a single system out of standalone zone-based networks for grouping or for central operation and monitoring. Installed in each zone where the ward bus SLZ intersects with the central cabling ZLZ.

Type :
Zone transfer unit (data) SUD
Zone transfer unit (speech) SUS

Article number
LI003015
LI003016

SCREEN BASED MASTER CONSOLE BA



Screen based master console in midi tower or 19"-housing used as a central master console, section master console or ward console. The unit has to be connected with the central cabling via SUD/SUS zone transfer unit. Package contents include the master console, keyboard, mouse and connecting cable (3 m). The program for screen based master stations – BZA WinNet – is used to display call and alarm states. The display uses a floor plan graphic based on coloured screen areas according to the signal types, signal colours and priorities as defined in VDE 0834. A mouse is used to process calls and alarms directly and interactively.



Type :
Screen based master console BA (Tower)
Screen based master console BA (19")
Monitor LCD22"
Software (WinNet, screen layouts, etc.)

Article number
JV003050
JV003051
EF006047
depends on project

**Cell call systems
Safety engineering
in the penal system**



**Call and communication systems
Systems for hospitals
Senior citizen's homes
Care homes**

**Detection and Re-Active
Blocking of mobile phones**



PLEASE ORDER OUR CATALOGS

FROM A SINGLE SOURCE :



- PLANNING**
- DEVELOPMENT**
- PRODUCTION**
- SALES**
- PROJECT MANAGEMENT**
- INSTALLATION**
- COMMISSIONING**
- MAINTENANCE**



Published by :
**EFE Elektronik- Forschungs- und
 Entwicklungsgesellschaft m.b.H.**
An der Flachsröße 3
D-64367 Mühlthal

Phone +49 6151 1416 0
Fax +49 6151 1416 444
e-mail vertrieb@efe-gmbh.de
internet <http://www.efe-gmbh.de>

Our catalogues and other documentation are intended to provide information and advice to the best of our knowledge, and they are expressly not to be used in project planning and implementation. They cannot have any legally binding effect. Images are included for illustration purposes and do not necessarily accurately depict the devices in question.

All rights reserved, and any reproduction (including extracts) requires our written agreement. We reserve the right to modify and adapt our systems in light of advances in technology.



Edition : May 2018 (subject to change)

DIN EN ISO 9001